

## BES Blue Edition – Fonts

---

The following fonts are installed with BES Blue Edition. Please note, that some fonts may contain more characters than show in the samples below. The font character previews within the software display the full set of characters available in each font.

### 2 Color Curly Script

A B C D E F G H I J K L M  
N O P Q R S T U V W X Y Z

*Recommended Font Heights for Satin Lettering:*

*Minimum: 1.02in/ 26mm*

*Maximum: 1.97in/ 50mm*

### 2Color Fancy Script

A B C D E F G H I J K L M  
N O P Q R S T U V W X Y Z  
a b c d e f g h i j k l m  
n o p q r s t u v w x y z

*Recommended Font Heights for Satin Lettering:*

*Minimum: 0.75in/ 19mm*

*Maximum: 1.77in/ 45mm*

## 2Color Sports

A B C D E F G H I J K L M  
N O P Q R S T U V W X Y Z

*Recommended Font Heights for Satin Lettering:*

*Minimum: 0.71in/ 18mm*

*Maximum: 2.56in/ 65mm*

## 2Color Team Medium

A B C D E F G H I J K L M  
N O P Q R S T U V W X Y Z

*Recommended Font Heights for Satin Lettering:*

*Minimum: 1.38in/ 35mm*

*Maximum: 2.95in/ 75mm*

## 2Color Team Small

A B C D E F G H I J K L M  
N O P Q R S T U V W X Y Z

*Recommended Font Heights for Satin Lettering:*

*Minimum: 0.39in/ 10mm*

*Maximum: 1.38in/ 35mm*



## 2Color Wild West

A B C D E F G H I J K L M  
N O P Q R S T U V W X Y Z  
a b c d e f g h i j k l m  
n o p q r s t u v w x y z

*Recommended Font Heights for Satin Lettering:*

*Minimum: 0.98in/ 25mm*

*Maximum: 1.38in/ 35mm*

## 3D Shadow

A B C D E F G H I J K L M  
N O P Q R S T U V W X Y Z

*Recommended Font Heights for Satin Lettering:*

*Minimum: 0.51in/ 13mm*

*Maximum: 1.97in/ 50mm*

## Adelaide

A B C D E F G H I J K L M  
 N O P Q R S T U V W X Y Z  
 a b c d e f g h i j k l m  
 n o p q r s t u v w x y z

*Recommended Font Heights for Satin Lettering:*

*Minimum: 0.24 in/ 6mm*

*Maximum: 1.38in/ 35mm*

## Aidan

A B C D E F G H I J K L M  
 N O P Q R S T U V W X Y Z  
 a b c d e f g h i j k l m  
 n o p q r s t u v w x y z

*Recommended Font Heights for Satin Lettering:*

*Minimum: 0.59in/ 15mm*

*Maximum: 1.57in/ 40mm*



## Alexandria

A B C D E F G H I J K L M  
N O P Q R S T U V W X Y Z  
a b c d e f g h i j k l m  
n o p q r s t u v w x y z

*Recommended Font Heights for Satin Lettering:*

*Minimum: 0.28in/ 7mm*

*Maximum: 2.05in/ 52mm*

## Andante 4mm

A B C D E F G H I J K L M  
N O P Q R S T U V W X Y Z  
a b c d e f g h i j k l m  
n o p q r s t u v w x y z

*Recommended Font Heights for Satin Lettering:*

*Minimum: 0.16in/ 4mm*

*Maximum: 0.16in/ 4mm*

## Andrea

A B C D E F G H I J K L M  
N O P Q R S T U V W X Y Z  
a b c d e f g h i j k l m  
n o p q r s t u v w x y z

*Recommended Font Heights for Satin Lettering:*

*Minimum: 0.47in/ 12mm*

*Maximum: 2.05in/ 52mm*

## At best

A B C D e f g H i j K L M  
 n o p Q R S t u v w x y z

*Recommended Font Heights for Satin Lettering:*

*Minimum: 0.59in/ 15mm*

*Maximum: 1.38in/ 35mm*

## Aurora

A B C D E F G H I J K L M  
 N O P Q R S T U V W X Y Z  
 a b c d e f g h i j k l m  
 n o p q r s t u v w x y z

*Recommended Font Heights for Satin Lettering:*

*Minimum: 0.47in/ 12mm*

*Maximum: 2.05in/ 52mm*



## Baby Point

A B C D E F G H I J K L M  
N O P Q R S T U V W X Y Z  
a b c d e f g h i j k l m  
n o p q r s t u v w x y z

*Recommended Font Heights for Satin Lettering:*

*Minimum: 0.59in/ 15mm*

*Maximum: 1.97in/ 50mm*

## Baked Fresh

A B C D E F G H I J K L M  
N O P Q R S T U V W X Y Z  
a b c d e f g h i j k l m  
n o p q r s t u v w x y z

*Recommended Font Heights for Satin Lettering:*

*Minimum: 0.59in/ 15mm*

*Maximum: 1.97in/ 50mm*

## Ballad Blended

A B C D E F G H I J K L M  
N O P Q R S T U V W X Y Z

*Recommended Font Heights for Satin Lettering:*

*Minimum: 0.47in/ 12mm*

*Maximum: 0.98in/ 25mm*

## Bambino 5mm

A B C D E F G H I J K L M  
N O P Q R S T U V W X Y Z  
a b c d e f g h i j k l m  
n o p q r s t u v w x y z

*Recommended Font Heights for Satin Lettering:*

*Minimum: 0.20in/ 5mm*

*Maximum: 0.20in/ 5mm*

## Barge

A B C D E F G H I J K L M  
N O P Q R S T U V W X Y Z

*Recommended Font Heights for Satin Lettering:*

*Minimum: 0.63in/ 16mm*

*Maximum: None*



## Bella Large

A B C D E F G H I J K L M  
N O P Q R S T U V W X Y Z

*abcdefghijklmnopqrstuvwxyz*

*abcdefghijklmnopqrstuvwxyz*

*Recommended Font Heights for Satin Lettering:*

*Minimum: 2.00in/ 51mm*

*Maximum: 5.00in/127mm*

## Bent 8mm

A B C D E F G H I J K L M  
N O P Q R S T U V W X Y Z

*abcdefghijklmnopqrstuvwxyz*

*abcdefghijklmnopqrstuvwxyz*

*Recommended Font Heights for Satin Lettering:*

*Minimum: 0.31in/ 8mm*

*Maximum: 0.31in/ 8mm*

## Black Belt

A B C D E F G H I J K L M  
 N O P Q R S T U V W X Y Z  
 A B C D E F G H I J K L M  
 N O P Q R S T U V W X Y Z

*Recommended Font Heights for Satin Lettering:*

*Minimum: 0.31in/ 8mm*

*Maximum: 0.79in/ 20mm*

## Black Tie Large

A B C D E F G H I J K L M  
 N O P Q R S T U V W X Y Z  
 a b c d e f g h i j k l m  
 n o p q r s t u v w x y z

*Recommended Font Heights for Satin Lettering:*

*Minimum: 2.00in/ 51mm*

*Maximum: 5.00in/127mm*



## Blast

A B C D E F G H I J K L M  
 N O P Q R S T U V W X Y Z  
 a b c d e f g h i j k l m  
 n o p q r s t u v w x y z

*Recommended Font Heights for Satin Lettering:*

*Minimum: 0.39in/ 10mm*

*Maximum: 1.18in/ 30mm*

## Blocks

A B C D E F G H I J K L M  
 N O P Q R S T U V W X Y Z  
 a b c d e f g h i j k l m  
 n o p q r s t u v w x y z

*Recommended Font Heights for Satin Lettering:*

*Minimum: 0.20in/ 5mm*

*Maximum: 1.38in/ 35mm*

### Blocks Comp Light

ABCDEFGHIJKLMNOPQRSTUVWXYZ  
NOPQRSTUVWXYZ  
abcdefghijklm  
nopqrstuvwxyz

*Recommended Font Heights for Satin Lettering:*

*Minimum: 0.59in/ 15mm*

*Maximum: 2.95in/ 75mm*

### Blocks Compact

ABCDEFGHIJKLMNOPQRSTUVWXYZ  
NOPQRSTUVWXYZ  
abcdefghijklm  
nopqrstuvwxyz

*Recommended Font Heights for Satin Lettering:*

*Minimum: 0.24in/ 6mm*

*Maximum: 1.38in/ 35mm*



## Blocks Light

ABCDEFGHIJKLMNOPQRSTUVWXYZ  
abcdefghijklmnopqrstuvwxyz  
nopqrstuvwxyz

*Recommended Font Heights for Satin Lettering:*

*Minimum: 0.59in/ 15mm*

*Maximum: 2.95in/ 75mm*

## Boldface Block

ABCDEFGHIJKLMNOPQRSTUVWXYZ  
NOPQRSTUVWXYZ

*Recommended Font Heights for Satin Lettering:*

*Minimum: 0.20in/ 5mm*

*Maximum: 1.18in/ 30mm*

## Bottled Pop

A B C D E F G H I J K L M  
 N O P Q R S T U V W X Y Z  
 a b c d e f g h i j k l m  
 n o p q r s t u v w x y z

*Recommended Font Heights for Satin Lettering:*

*Minimum: 0.59in/ 15mm*

*Maximum: 1.57in/ 40mm*

## Brandon

A B C D E F G H I J K L M  
 N O P Q R S T U V W X Y Z  
 a b c d e f g h i j k l m  
 n o p q r s t u v w x y z

*Recommended Font Heights for Satin Lettering:*

*Minimum: .24in/ 6mm*

*Maximum: 1.18in/30mm*

## Buckingham

A B C D E F G H I J K L M  
 N O P Q R S T U V W X Y Z  
 a b c d e f g h i j k l m  
 n o p q r s t u v w x y z

*Recommended Font Heights for Satin Lettering:*

*Minimum: 0.31in/ 8mm*

*Maximum: 2.01in/ 51mm*

## Camp Out

A B C D E F G H I J K L M  
 N O P Q R S T U V W X Y Z

*Recommended Font Heights for Satin Lettering:*

*Minimum: 0.20in/ 5mm*

*Maximum: 0.98in/ 25mm*



## Carefree

ABCDEFGHIJKLMNOPQRSTUVWXYZ  
abcdefghijklmnopqrstuvwxyz  
nopqrstuvwxyz

*Recommended Font Heights for Satin Lettering:*

*Minimum: 0.39in/ 10mm*

*Maximum: 1.57in/ 40mm*

## Carmine

ABCDEFGHIJKLMNOPQRSTUVWXYZ  
abcdefghijklmnopqrstuvwxyz  
nopqrstuvwxyz

*Recommended Font Heights for Satin Lettering:*

*Minimum: 0.24in/ 6mm*

*Maximum: 1.57in/ 40mm*

## Cartoon

A B C D E F G H I J K L M  
N O P Q R S T U V W X Y Z

*Recommended Font Heights for Satin Lettering:*

*Minimum: 0.47in/ 12mm*

*Maximum: 1.97in/ 50mm*

## Cartoon Blended

A B C D E F G H I J K L M  
N O P Q R S T U V W X Y Z

*Recommended Font Heights for Satin Lettering:*

*Minimum: 0.55in/ 14mm*

*Maximum: 1.18in/ 30mm*

## Celebration

A B C D E F G H I J K L M  
N O P Q R S T U V W X Y Z

*Recommended Font Heights for Satin Lettering:*

*Minimum: 0.98in/ 25mm*

*Maximum: 1.97in/ 50mm*



## Celestial

A B C D E F G H I J K L M  
N O P Q R S T U V W X Y Z  
a b c d e f g h i j k l m  
n o p q r s t u v w x y z

*Recommended Font Heights for Satin Lettering:*

*Minimum: 0.98in/ 25mm*

*Maximum: 2.95in/ 75mm*

## Chalk

A B C D E F G H I J K L M  
N O P Q R S T U V W X Y Z  
a b c d e f g h i j k l m  
n o p q r s t u v w x y z

*Recommended Font Heights for Satin Lettering:*

*Minimum: 0.31in/ 8mm*

*Maximum: 1.26in/ 32mm*



## Charmed Large

A B C D E F G H I J K L M  
 N O P Q R S T U V W X Y Z  
 a b c d e f g h i j k l m  
 n o p q r s t u v w x y z

*Recommended Font Heights for Satin Lettering:*

*Minimum: 2.00in/ 51mm*

*Maximum: 5.00in/127mm*

## Cherub

A B C D E F G H I J K L M  
 N O P Q R S T U V W X Y Z  
 a b c d e f g h i j k l m  
 n o p q r s t u v w x y z

*Recommended Font Heights for Satin Lettering:*

*Minimum: 0.59in/ 15mm*

*Maximum: 2.17in/ 55mm*

## Choppers

A B C D E F G H I J K L M  
 N O P Q R S T U V W X Y Z

*Recommended Font Heights for Satin Lettering:*

*Minimum: 0.98in/ 25mm*

*Maximum: 1.97in/ 50mm*

## Classico

*A B C D E F G H I J K L M*  
*N O P Q R S T U V W X Y Z*  
*a b c d e f g h i j k l m*  
*n o p q r s t u v w x y z*

*Recommended Font Heights for Satin Lettering:*

*Minimum: 0.39in/ 10mm*

*Maximum: 1.77in/ 45mm*

## Classroom

**A B C D E F G H I J K L M**  
**N O P Q R S T U V W X Y Z**  
**a b c d e f g h i j k l m**  
**n o p q r s t u v w x y z**

*Recommended Font Heights for Satin Lettering:*

*Minimum: 0.28in/ 7mm*

*Maximum: 2.05in/ 52mm*



## Clocks

A B C D E F G H I J K L M  
N O P Q R S T U V W X Y Z  
a b c d e f g h i j k l m  
n o p q r s t u v w x y z

*Recommended Font Heights for Satin Lettering:*

*Minimum: 0.43in/ 11mm*

*Maximum: 2.05in/ 52mm*

## Daily

A B C D E F G H I J K L M  
N O P Q R S T U V W X Y Z  
a b c d e f g h i j k l m  
n o p q r s t u v w x y z

*Recommended Font Heights for Satin Lettering:*

*Minimum: 0.39in/ 10mm*

*Maximum: 1.38in/ 35mm*

## Dante

A B C D E F G H I J K L M  
N O P Q R S T U V W X Y Z

*Recommended Font Heights for Satin Lettering:*

*Minimum: 0.24in/ 6mm*

*Maximum: 1.97in/ 50mm*

## December

A B C D E F G H I J K L M  
N O P Q R S T U V W X Y Z

a b c d e f g h i j k l m

n o p q r s t u v w x y z

*Recommended Font Heights for Satin Lettering:*

*Minimum: 0.39in/ 10mm*

*Maximum: 0.98in/ 25mm*

## Deco

A B C D E F G H I J K L M  
N O P Q R S T U V W X Y Z

*Recommended Font Heights for Satin Lettering:*

*Minimum: 0.39in/ 10mm*

*Maximum: 0.79in/ 20mm*



## Desmond

**A B C D E F G H I J K L M**  
**N O P Q R S T U V W X Y Z**  
**a b c d e f g h i j k l m**  
**n o p q r s t u v w x y z**

Recommended Font Heights for Satin Lettering:

Minimum: 0.28in/ 7mm

Maximum: 0.79in/ 20mm

## Disco

**A B C D E F G H I J K L M**  
**N O P Q R S T U V W X Y Z**  
**a b c d e f g h i j k l m**  
**n o p q r s t u v w x y z**

Recommended Font Heights for Satin Lettering:

Minimum: 0.59in/ 15mm

Maximum: 0.79in/ 20mm



## Discovery

A B C D E F G H I J K L M  
N O P Q R S T U V W X Y Z  
a b c d e f g h i j k l m  
n o p q r s t u v w x y z

*Recommended Font Heights for Satin Lettering:*

*Minimum: 0.47in/ 12mm*

*Maximum: 1.77in/ 45mm*

## Doodle

A B C D E F G H I J K L M  
 N O P Q R S T U V W X Y Z  
 a b c d e f g h i j k l m  
 n o p q r s t u v w x y z

*Recommended Font Heights for Satin Lettering:*

*Minimum: 0.59in/ 15mm*

*Maximum: 1.97in/ 50mm*

## Dottie

A B C D E F G H I J K L M  
 N O P Q R S T U V W X Y Z  
 a b c d e f g h i j k l m  
 n o p q r s t u v w x y z

*Recommended Font Heights for Satin Lettering:*

*Minimum: 0.28in/ 7mm*

*Maximum: 0.79in/ 20mm*

## Drake

ABCDEFGHIJKLMNOPQRSTUVWXYZ  
abcdefghijklmnopqrstuvwxyz  
nopqrstuvwxyz

*Recommended Font Heights for Satin Lettering:*

*Minimum: 0.28in/ 7mm*

*Maximum: 2.05in/ 52mm*

## Drake 5mm

ABCDEFGHIJKLMNOPQRSTUVWXYZ  
abcdefghijklmnopqrstuvwxyz  
nopqrstuvwxyz

*Recommended Font Heights for Satin Lettering:*

*Minimum: 0.20in/ 5mm*

*Maximum: 0.20in/ 5mm*



## Eduarda

A B C D E F G H I J K L M  
N O P Q R S T U V W X Y Z  
a b c d e f g h i j k l m  
n o p q r s t u v w x y z

*Recommended Font Heights for Satin Lettering:*

*Minimum: 0.31in/ 8mm*

*Maximum: 2.36in/ 60mm*

## Electric Avenue

A B C D E F G H I J K L M  
N O P Q R S T U V W X Y Z  
a b c d e f g h i j k l m  
n o p q r s t u v w x y z

*Recommended Font Heights for Satin Lettering:*

*Minimum: 0.59in/ 15mm*

*Maximum: 1.38in/ 35mm*

## Elise

ABCDEFGHIJKLMNOPQRSTUVWXYZ  
abcdefghijklmnopqrstuvwxyz  
nopqrstuvwxyz

*Recommended Font Heights for Satin Lettering:*

*Minimum: 0.39in/ 10mm*

*Maximum: 1.38in/ 35mm*

## Elmwood

ABCDEFGHIJKLMNOPQRSTUVWXYZ  
abcdefghijklmnopqrstuvwxyz  
nopqrstuvwxyz

*Recommended Font Heights for Satin Lettering:*

*Minimum: 0.24in/ 6mm*

*Maximum: 1.38in/ 35mm*

## Endeavor

A B C D E F G H I J K L M  
N O P Q R S T U V W X Y Z

*Recommended Font Heights for Satin Lettering:*

*Minimum: 0.28in/ 7mm*

*Maximum: 1.38in/ 35mm*

## Enterprise

A B C D E F G H I J K L M  
N O P Q R S T U V W X Y Z

*Recommended Font Heights for Satin Lettering:*

*Minimum: 0.20in/5mm*

*Maximum: 1.18in/ 30mm*

## Estella

A B C D E F G H I J K L M  
N O P Q R S T U V W X Y Z  
a b c d e f g h i j k l m  
n o p q r s t u v w x y z

*Recommended Font Heights for Satin Lettering:*

*Minimum: 0.59in/ 15mm*

*Maximum: 1.38in/ 35mm*



**Everyday Script**

**A B C D E F G H I J K L M**  
**N O P Q R S T U V W X Y Z**  
*abcdefghijklmnopqrstuvwxyz*  
*abcdefghijklmnopqrstuvwxyz*

*Recommended Font Heights for Satin Lettering:*

*Minimum: 0.39in/ 10mm*

*Maximum: 1.38in/ 35mm*

**Figaro**

**A B C D E F G H I J K L M**  
**N O P Q R S T U V W X Y Z**  
**abcdefghijklmnopqrstuvwxyz**  
**abcdefghijklmnopqrstuvwxyz**

*Recommended Font Heights for Satin Lettering:*

*Minimum: 0.28in/ 7mm*

*Maximum: 0.98in/ 25mm*

## Flamboyance 4mm

ABCDEF GHIJ KLM  
 NOPQR STUVW XYZ  
 abcdefghijklm  
 nopqrstuvwxyz

*Recommended Font Heights for Satin Lettering:*

*Minimum: 0.16in/ 4mm*

*Maximum: 0.16in/ 4mm*

## Fluid Block

ABCDEF GHIJ KLM  
 NOPQR STUVW XYZ  
 abcdefghijklm  
 nopqrstuvwxyz

*Recommended Font Heights for Satin Lettering:*

*Minimum: 0.20in/ 5mm*

*Maximum: 1.57in/ 40mm*

## Fortified 4mm

ABCDEF GHIJ KLM  
 NOPQR STUVW XYZ  
 ABCDEF GHIJ KLM  
 NOPQR STUVW XYZ

*Recommended Font Heights for Satin Lettering:*

*Minimum: 0.16in/ 4mm*

*Maximum: 0.16in/ 4mm*

## Frankie Blended

A B C D E F G H I J K L M  
N O P Q R S T U V W X Y Z

*Recommended Font Heights for Satin Lettering:*

*Minimum: 0.39in/ 10mm*

*Maximum: 0.79in/ 20mm*

## Galactic

A B C D E F G H I J K L M  
N O P Q R S T U V W X Y Z  
a b c d e f g h i j k l m  
n o p q r s t u v w x y z

*Recommended Font Heights for Satin Lettering:*

*Minimum: 0.31in/ 8mm*

*Maximum: 0.98in/ 25mm*



## Girly Curls

A B C D E F G H I J K L M  
 N O P Q R S T U V W X Y Z  
 a b c d e f g h i j k l m  
 n o p q r s t u v w x y z

*Recommended Font Heights for Satin Lettering:*

*Minimum: .50in/ 13mm*

*Maximum: None*

## Globe

**A B C D E F G H I J K L M**  
**N O P Q R S T U V W X Y Z**  
**a b c d e f g h i j k l m**  
**n o p q r s t u v w x y z**

*Recommended Font Heights for Satin Lettering:*

*Minimum: 0.31in/ 8mm*

*Maximum: 1.38in/ 35mm*

## Granny O

A B C D E F G H I J K L M  
 N O P Q R S T U V W X Y Z  
 a b c d e f g h i j k l m  
 n o p q r s t u v w x y z

*Recommended Font Heights for Satin Lettering:*

*Minimum: 0.59in/ 15mm*

*Maximum: 0.3.54in/ 90mm*

## Greek

A B C D E F G H I K L M  
 N O P R S T Θ Ω X Y Z

*Recommended Font Heights for Satin Lettering:*

*Minimum: 0.24in/ 6mm*

*Maximum: 0.79in/ 20mm*

### Greek Block

ΑΒΨΔΕΦΓΗΞΚΛΜ  
 ΝΟΠΡΣΤΘΩΣΧΥΖ  
 αβψδεφγηιξκλμ  
 νοπ ρστθωςχυζ

*Recommended Font Heights for Satin Lettering:*

*Minimum: 0.24in/ 6mm*

*Maximum: 1.50in/ 38mm*

### Greek Mixed

ΑΒΧΔΕΦΓΗΙΚΛΜ  
 ΝΟΠΘΡΣΤΥςΩΞΨΖ  
 αβχδεφγηικλμ  
 νοπθρστυωξψζ

*Recommended Font Heights for Satin Lettering:*

*Minimum: 0.39in/ 10mm*

*Maximum: 1.18in/ 30mm*



## Gregory

A B C D E F G H I J K L M  
N O P Q R S T U V W X Y Z  
a b c d e f g h i j k l m  
n o p q r s t u v w x y z

*Recommended Font Heights for Satin Lettering:*

*Minimum: 0.35in/ 9mm*

*Maximum: 1.18in/ 30mm*

## Grimaldi

A B C D E F G H I J K L M  
N O P Q R S T U V W X Y Z  
a b c d e f g h i j k l m  
n o p q r s t u v w x y z

*Recommended Font Heights for Satin Lettering:*

*Minimum: 0.59in/ 15mm*

*Maximum: 1.97in/ 50mm*

## Hancock

A B C D E F G H I J K L M  
 N O P Q R S T U V W X Y Z  
 a b c d e f g h i j k l m  
 n o p q r s t u v w x y z

*Recommended Font Heights for Satin Lettering:*

*Minimum: 0.47in/ 12mm*

*Maximum: 2.17in/ 55mm*

## Harpsichord

A B C D E F G H I J K L M  
 N O P Q R S T U V W X Y Z  
 a b c d e f g h i j k l m  
 n o p q r s t u v w x y z

*Recommended Font Heights for Satin Lettering:*

*Minimum: 0.59in/ 15mm*

*Maximum: 1.77in/ 45mm*

## Hebrew Traditional

אבחדעףגהיתקלמ  
נספכרשטסודרציזן

*Recommended Font Heights for Satin Lettering:*

*Minimum: 0.28 inches/ 7mm*

*Maximum: 1.97 inches/ 50*

## Hopefulness

A B C D E F G H I J K L M  
N O P Q R S T U V W X Y Z  
a b c d e f g h i j k l m  
n o p q r s t u v w x y z

*Recommended Font Heights for Satin Lettering:*

*Minimum: 1.02in/ 26mm*

*Maximum: 3.94in/ 100mm*



## Hortons

A B C D E F G H I J K L M  
N O P Q R S T U V W X Y Z  
a b c d e f g h i j k l m  
n o p q r s t u v w x y z

*Recommended Font Heights for Satin Lettering:*

*Minimum: 0.28in/ 7mm*

*Maximum: 1.18in/ 30mm*

## Hounds

A B C D E F G H I J K L M  
N O P Q R S T U V W X Y Z  
a b c d e f g h i j k l m  
n o p q r s t u v w x y z

*Recommended Font Heights for Satin Lettering:*

*Minimum: 0.47in/ 12mm*

*Maximum: 1.38in/ 35mm*

## Jacks

A B C D E F G H I J K L M  
N O P Q R S T U V W X Y Z  
a b c d e f g h i j k l m  
n o p q r s t u v w x y z

*Recommended Font Heights for Satin Lettering:*

*Minimum: .50in/ 13mm*

*Maximum: None*

## Jazz

A B C D E F G H I J K L M  
N O P Q R S T U V W X Y Z  
a b c d e f g h i j k l m  
n o p q r s t u v w x y z

*Recommended Font Heights for Satin Lettering:*

*Minimum: 0.28in/ 7mm*

*Maximum: 1.77in/ 45mm*

## Journey

A B C D E F G H I J K L M  
N O P Q R S T U V W X Y Z  
a b c d e f g h i j k l m  
n o p q r s t u v w x y z

*Recommended Font Heights for Satin Lettering:*

*Minimum: 0.31in/ 8mm*

*Maximum: 1.38in/35mm*



## Keynote

A B C D E F G H I J K L M  
N O P Q R S T U V W X Y Z

*Recommended Font Heights for Satin Lettering:*

*Minimum: 0.98in/ 25mm*

*Maximum: 2.99in/ 76mm*

## Layla

A B C D E F G H I J K L M  
N O P Q R S T U V W X Y Z  
a b c d e f g h i j k l m  
n o p q r s t u v w x y z

*Recommended Font Heights for Satin Lettering:*

*Minimum: 0.31in/ 8mm*

*Maximum: 1.57in/ 40mm*

## Lisa

A B C D E F G H I J K L M  
 N O P Q R S T U V W X Y Z  
 a b c d e f g h i j k l m  
 n o p q r s t u v w x y z

*Recommended Font Heights for Satin Lettering:*

*Minimum: 0.63in/ 16mm*

*Maximum: 3.54in/ 90mm*

## Little Block 4mm

A B C D E F G H I J K L M  
 N O P Q R S T U V W X Y Z

*Recommended Font Heights for Satin Lettering:*

*Minimum: 0.16in/ 4mm*

*Maximum: 0.16in/ 4mm*

## Little Ones

A B C D E F G H I J K L M  
N O P Q R S T U V W X Y Z  
a b c d e f g h i j k l m  
n o p q r s t u v w x y z

*Recommended Font Heights for Satin Lettering:*

*Minimum: 0.39in/ 10mm*

*Maximum: 1.38in/ 35mm*



## Lively

A B C D E F G H I J K L M  
N O P Q R S T U V W X Y Z  
a b c d e f g h i j k l m  
n o p q r s t u v w x y z

*Recommended Font Heights for Satin Lettering:*

*Minimum: 0.24in/ 6mm*

*Maximum: 1.57in/ 40mm*

## Madelines

A B C D E F G H I J K L M  
N O P Q R S T U V W X Y Z  
a b c d e f g h i j k l m  
n o p q r s t u v w x y z

*Recommended Font Heights for Satin Lettering:*

*Minimum: 0.39in/ 10mm*

*Maximum: 1.97in/ 50mm*

## Marilyn Uppercase

A B C D E F G H I J K L M  
N O P Q R S T U V W X Y Z

*Recommended Font Heights for Satin Lettering:*

*Minimum: 0.24in/ 6mm*

*Maximum: 1.57in/ 40mm*

## Medieval

A B C D E F G H I J K L M  
N O P Q R S T U V W X Y Z  
a b c d e f g h i j k l m  
n o p q r s t u v w x y z

*Recommended Font Heights for Satin Lettering:*

*Minimum: 0.24in/ 6mm*

*Maximum: 1.38in/ 35mm*



## Merlin

A B C D E F G H I J K L M  
 N O P Q R S T U V W X Y Z  
 A B C D E F G H I J K L O  
 N O P Q R S T U V O X Y Z

*Recommended Font Heights for Satin Lettering:*

*Minimum: 0.63in/ 16mm*

*Maximum: 1.38in/ 35mm*

## Merriment

A B C D E F G H I J K L M  
 N O P Q R S T U V W X Y Z  
 A B C D E F G H I J K L M  
 N O P Q R S T U V W X Y Z

*Recommended Font Heights for Satin Lettering:*

*Minimum: 0.79in/ 20mm*

*Maximum: 2.17in/ 55mm*



## Metal Stamp

ABCDEFGHIJKLMNOPQRSTUVWXYZ  
ABCDEFGHIJKLMNOPQRSTUVWXYZ  
ABCDEFGHIJKLMNOPQRSTUVWXYZ  
ABCDEFGHIJKLMNOPQRSTUVWXYZ

*Recommended Font Heights for Satin Lettering:*

*Minimum: 0.31in/ 8mm*

*Maximum: 1.10in/ 28mm*

## Middleton

ABCDEFGHIJKLMNOPQRSTUVWXYZ  
ABCDEFGHIJKLMNOPQRSTUVWXYZ  
abcdefghijklmnopqrstuvwxyz  
abcdefghijklmnopqrstuvwxyz

*Recommended Font Heights for Satin Lettering:*

*Minimum: 0.2in/ 5mm*

*Maximum: 1.38in/ 35mm*

## Ministry

A B C D E F G H I J K L M  
N O P Q R S T U V W X Y Z  
a b c d e f g h i j k l m  
n o p q r s t u v w x y z

*Recommended Font Heights for Satin Lettering:*

*Minimum: 0.31in/ 8mm*

*Maximum: .98in/25mm*

## Moirai

A B C D E F G H I J K L M  
N O P Q R S T U V W X Y Z  
a b c d e f g h i j k l m  
n o p q r s t u v w x y z

*Recommended Font Heights for Satin Lettering:*

*Minimum: 0.28in/ 7mm*

*Maximum: 1.18in/ 30mm*



## Mon Cheri

A B C D E F G H I J K L M  
N O P Q R S T U V W X Y Z  
a b c d e f g h i j k l m  
n o p q r s t u v w x y z

*Recommended Font Heights for Satin Lettering:*

*Minimum: 0.59in/ 15mm*

*Maximum: 1.38in/ 35mm*

## My Love

A B C D E F G H I J K L M  
N O P Q R S T U V W X Y Z

*Recommended Font Heights for Satin Lettering:*

*Minimum: 0.79in/ 20mm*

*Maximum: 3.15in/ 80mm*

## Neolithic

A B C D E F G H I J K L M  
N O P Q R S T U V W X Y Z

*Recommended Font Heights for Satin Lettering:*

*Minimum: 0.24in/ 6mm*

*Maximum: 0.79in/ 20mm*



## Nicole

A B C D E F G H I J K L M  
 N O P Q R S T U V W X Y Z  
 a b c d e f g h i j k l m  
 n o p q r s t u v w x y z

*Recommended Font Heights for Satin Lettering:*

*Minimum: 0.39in/ 10mm*

*Maximum: 4.02in/ 102mm*

## Notable Script

A B C D E F G H I J K L M  
 N O P Q R S T U V W X Y Z  
 a b c d e f g h i j k l m  
 n o p q r s t u v w x y z

*Recommended Font Heights for Satin Lettering:*

*Minimum: 0.47in/ 12mm*

*Maximum: 2.56in/ 65mm*

## Onorino

A B C D E F G H I J K L M  
N O P Q R S T U V W X Y Z

*Recommended Font Heights for Satin Lettering:*

*Minimum: 0.28in/ 7mm*

*Maximum: 1.77in/ 45mm*

## Outer Limits

A B C D E F G H I J K L M  
N O P Q R S T U V W X Y Z

*Recommended Font Heights for Satin Lettering:*

*Minimum: 0.79in/ 20mm*

*Maximum: 1.97in/ 50mm*

## Pageant

A B C D E F G H I J K L M  
N O P Q R S T U V W X Y Z  
a b c d e f g h i j k l m  
n o p q r s t u v w x y z

*Recommended Font Heights for Satin Lettering:*

*Minimum: 0.28in/ 7mm*

*Maximum: 2.05in/ 52mm*



## Painted by

A B C D E F G H I J K L M  
N O P Q R S T U V W X Y Z  
a b c d e f g h i j k l m  
n o p q r s t u v w x y z

*Recommended Font Heights for Satin Lettering:*

*Minimum: 0.31in/ 8mm*

*Maximum: 1.38in/ 35mm*

## Pantheon

A B C D E F G H I J K L M  
N O P Q R S T U V W X Y Z  
a b c d e f g h i j k l m  
n o p q r s t u v w x y z


*Recommended Font Heights for Satin Lettering:*

*Minimum: 0.59in/ 15mm*

*Maximum: 1.97in/ 50mm*



## Patriot




*Recommended Font Heights for Satin Lettering:*

*Minimum: 0.79in/ 20mm*

*Maximum: 2.17in/ 55mm*

## Paw Prints




*Recommended Font Heights for Satin Lettering:*

*Minimum: 0.59in/ 15mm*

*Maximum: 1.57in/ 40mm*

## Pebbles



*Recommended Font Heights for Satin Lettering:*

*Minimum: 0.31in/ 8mm*

*Maximum: 1.18in/ 30mm*

## Pep Rally

A B C D E F G H I J K L M  
N O P Q R S T U V W X Y Z

*Recommended Font Heights for Satin Lettering:*

*Minimum: 0.31in/ 8mm*

*Maximum: 2.17in/ 55mm*

## Petite 4 mm

A B C D E F G H I J K L M  
N O P Q R S T U V W X Y Z  
a b c d e f g h i j k l m  
n o p q r s t u v w x y z

*Recommended Font Heights for Satin Lettering:*

*Minimum: 0.16in/ 4mm*

*Maximum: 0.16in/ 4mm*

## Phillip

A B C D E F G H I J K L M  
N O P Q R S T U U W X Y Z  
a b c d e f g h i j k l m  
n o p q r s t u w w x y z

*Recommended Font Heights for Satin Lettering:*

*Minimum: 0.24in/ 6mm*

*Maximum: 0.59in/ 15mm*

## Piccolo 4mm

ABCDEF GHIJKLM  
NOPQRSTU VWXYZ  
abcdefghijklmnop  
nopqrstuvwxyz

*Recommended Font Heights for Satin Lettering:*

*Minimum: 0.16in/ 4mm*

*Maximum: 0.16in/ 4mm*

## Plain Bold 5mm

ABCDEF GHIJKLM  
NOPQRSTU VWXYZ  
abcdefghijklmnop  
nopqrstuvwxyz

*Recommended Font Heights for Satin Lettering:*

*Minimum: 0.20in/ 5mm*

*Maximum: 0.20in/ 5mm*

## Plumage

A B C D E F G H I J K L M  
N O P Q R S T U V W X Y Z  
a b c d e f g h i j k l m  
n o p q r s t u v w x y z

*Recommended Font Heights for Satin Lettering:*

*Minimum: 0.59in/ 15mm*

*Maximum: 1.97in/ 50mm*



## Potpourri

A B C D E F G H I J K L M  
N O P Q R S T U V W X Y Z  
a b c d e f g h i j k l m  
n o p q r s t u v w x y z

*Recommended Font Heights for Satin Lettering:*

*Minimum: 0.28in/ 7mm*

*Maximum: 1.38in/ 35mm*

## Precision

A B C D E F G H I J K L M  
N O P Q R S T U V W X Y Z  
a b c d e f g h i j k l m  
n o p q r s t u v w x y z

*Recommended Font Heights for Satin Lettering:*

*Minimum: 0.79in/ 20mm*

*Maximum: 2.76in/ 70mm*

## Presto

A B C D E F G H I J K L M  
 N O P Q R S T U V W X Y Z  
 a b c d e f g h i j k l m  
 n o p q r s t u v w x y z

Recommended Font Heights for Satin Lettering:

Minimum: 0.39in/ 10mm

Maximum: 1.18in/ 30mm

## Primavera

A B C D E F G H I J K L M  
 N O P Q R S T U V W X Y Z  
 a b c d e f g h i j k l m  
 n o p q r s t u v w x y z

Recommended Font Heights for Satin Lettering:

Minimum: 0.31in/ 8mm

Maximum: 2.17in/ 55mm



## Quantum

A B C D E F G H I J K L M  
N O P Q R S T U V W X Y Z  
a b c d e f g h i j k l m  
n o p q r s t u v w x y z

*Recommended Font Heights for Satin Lettering:*

*Minimum: 0.39in/ 10mm*

*Maximum: 1.57in/ 40mm*

## Quirk

A B C D E F G H I J K L M  
N O P Q R S T U V W X Y Z  
a b c d e f g h i j k l m  
n o p q r s t u v w x y z

*Recommended Font Heights for Satin Lettering:*

*Minimum: 0.24in/ 6mm*

*Maximum: 1.57in/ 40mm*



## Raleigh

A B C D E F G H I J K L M  
 N O P Q R S T U V W X Y Z  
 a b c d e f g h i j k l m  
 n o p q r s t u v w x y z

*Recommended Font Heights for Satin Lettering:*

*Minimum: 0.79in/ 20mm*

*Maximum: 2.36in/ 60mm*

## Reach Out

A B C D E F G H I J K L M  
 N O P Q R S T U V W X Y Z  
 a b c d e f g h i j k l m  
 n o p q r s t u v w x y z

*Recommended Font Heights for Satin Lettering:*

*Minimum: 0.98in/ 25mm*

*Maximum: 2.48in/ 63mm*

## Reckless

A B C D E F G H I J K L M  
 N O P Q R S T U V W X Y Z  
 a b c d e f g h i j k l m  
 n o p q r s t u v w x y z

*Recommended Font Heights for Satin Lettering:*

*Minimum: 0.28in/ 7mm*

*Maximum: 1.97in/ 50mm*

## Regale

A B C D E F G H I J K L M  
 N O P Q R S T U V W X Y Z  
 a b c d e f g h i j k l m  
 n o p q r s t u v w x y z

*Recommended Font Heights for Satin Lettering:*

*Minimum: 0.24in/ 6mm*

*Maximum: 1.57in/ 40mm*

## Registry

A B C D E F G H I J K L M  
 N O P Q R S T U V W X Y Z  
 a b c d e f g h i j k l m  
 n o p q r s t u v w x y z

*Recommended Font Heights for Satin Lettering:*

*Minimum: 0.59in/ 15mm*

*Maximum: 0.98in/ 25mm*

## Robin

A B C D E F G H I J K L M  
 N O P Q R S T U V W X Y Z  
 a b c d e f g h i j k l m  
 n o p q r s t u v w x y z

*Recommended Font Heights for Satin Lettering:*

*Minimum: 0.39in/ 10mm*

*Maximum: 1.18in/ 30mm*



## Roma

A B C D E F G H I J K L M  
 N O P Q R S T U V W X Y Z  
 a b c d e f g h i j k l m  
 n o p q r s t u v w x y z

*Recommended Font Heights for Satin Lettering:*

*Minimum: 0.59in/ 15mm*

*Maximum: 1.77in/ 45mm*

## Roughing It

A B C D E F G H I J K L M  
 N O P Q R S T U V W X Y Z  
 a b c d e f g h i j k l m  
 n o p q r s t u v w x y z

*Recommended Font Heights for Satin Lettering:*

*Minimum: 0.98in/ 25mm*

*Maximum: 2.95in/ 75mm*

## Run Block

A B C D E F G H I J K L M  
N O P Q R S T U V W X Y Z

*Recommended Font Heights for Satin Lettering:*

*Minimum: 0.12in/ 3mm*

*Maximum: None*

## Run Kiddie

A B C D E F G H I J K L M  
N O P Q R S T U V W X Y Z  
a b c d e f g h i j k l m  
n o p q r s t u v w x y z

*Recommended Font Heights for Satin Lettering:*

*Minimum: 0.12in/ 3mm*

*Maximum: None*

## Run Script

A B C D E F G H I J K L M  
 N O P Q R S T U V W X Y Z  
 a b c d e f g h i j k l m  
 n o p q r s t u v w x y z

*Recommended Font Heights for Satin Lettering:*

*Minimum: 0.12in/ 3mm*

*Maximum: None*

## Russian

Ф И С В У А П Р Ш О Л Д Ъ  
 Т Щ З Й К Ы Е Г М Ц Ч Н Я  
 Ж Э Б Ю Х Ъ Ё  
 ф и с в у а п р ш о л д ъ  
 т щ з й к ы е г м ц ч н я  
 ж ж б ю х ъ э

*Recommended Font Heights for Satin Lettering:*

*Minimum: 0.32in/ 8mm*

*Maximum: 1.18in/30mm*



## Scrawled

A B C D E F G H I J K L M  
N O P Q R S T U V W X Y Z  
a b c d e f g h i j k l m  
n o p q r s t u v w x y z

*Recommended Font Heights for Satin Lettering:*

*Minimum: 0.39in/ 10mm*

*Maximum: 3.15in/ 80mm*

## Serif Bold

A B C D E F G H I J K L M  
N O P Q R S T U V W X Y Z  
a b c d e f g h i j k l m  
n o p q r s t u v w x y z

*Recommended Font Heights for Satin Lettering:*

*Minimum: 0.24in/ 6mm*

*Maximum: 1.10in/ 28mm*

### Serif Bold Comp

A B C D E D E F G H I J K L M  
N O P Q R S T U V W X Y Z  
a b c d e f g h i j k l m  
n o p q r s t u v w x y z

*Recommended Font Heights for Satin Lettering:*

*Minimum: 0.24in/ 6mm*

*Maximum: 1.02in/ 26mm*

### Serif Light

A B C D E D E F G H I J K L M  
N O P Q R S T U V W X Y Z  
a b c d e f g h i j k l m  
n o p q r s t u v w x y z

*Recommended Font Heights for Satin Lettering:*

*Minimum: 0.79in/ 20mm*

*Maximum: 2.56in/ 65mm*



### Serif Light Comp

A B C D E D F G H I J K L M  
N O P Q R S T U V W X Y Z  
a b c d e f g h i j k l m  
n o p q r s t u v w x y z

*Recommended Font Heights for Satin Lettering:*

*Minimum: 0.79in/ 20mm*

*Maximum: 2.56in/ 65mm*

### Shadowing

A B C D E F G H I J K L M  
N O P Q R S T U V W X Y Z

*Recommended Font Heights for Satin Lettering:*

*Minimum: 0.47in/ 12mm*

*Maximum: 4.02in/ 102mm*



## Shelley

A B C D E F G H I J K L M  
 N O P Q R S T U V W X Y Z  
 a b c d e f g h i j k l m  
 n o p q r s t u v w x y z

*Recommended Font Heights for Satin Lettering:*

*Minimum: 0.51in/ 13mm*

*Maximum: 2.95in/ 75mm*

## Signal

A B C D E F G H I J K L M  
 N O P Q R S T U V W X Y Z  
 a b c d e f g h i j k l m  
 n o p q r s t u v w x y z

*Recommended Font Heights for Satin Lettering:*

*Minimum: 0.20in/ 5mm*

*Maximum: 0.59in/ 15mm*

## Simpson

A B C D E F G H I J K L M  
N O P Q R S T U V W X Y Z  
a b c d e f g h i j k l m  
n o p q r s t u v w x y z

*Recommended Font Heights for Satin Lettering:*

*Minimum: 0.28in/ 7mm*

*Maximum: 0.79in/ 20mm*

## Slice

A B C D E F G H I J K L M  
N O P Q R S T U V W X Y Z  
a b c d e f g h i j k l m  
n o p q r s t u v w x y z

*Recommended Font Heights for Satin Lettering:*

*Minimum: 0.51in/ 13mm*

*Maximum: 2.56in/ 65mm*

## Smiles

abcdefghijklmnopqrstuvwxyz

*Recommended Font Heights for Satin Lettering:*

*Minimum: 0.71in/ 18mm*

*Maximum: 3.94in/ 100mm*

## Sonegra

abcdefghijklmnopqrstuvwxyz

*Recommended Font Heights for Satin Lettering:*

*Minimum: 0.59in/ 15mm*

*Maximum: 1.57in/ 40mm*



## Spellbinder

A B C D E F G H I J K L M  
N O P Q R S T U V W X Y Z  
a b c d e f g h i j k l m  
n o p q r s t u v w x y z

*Recommended Font Heights for Satin Lettering:*

*Minimum: 0.79in/ 20mm*

*Maximum: 1.57in/ 40mm*

## Squad

A B C D E F G H I J K L M  
N O P Q R S T U V W X Y Z  
A B C D E F G H I J K L M  
N O P Q R S T U V W X Y Z

*Recommended Font Heights for Satin Lettering:*

*Minimum: 0.28in/ 7mm*

*Maximum: 1.38in/ 35mm*

## Squire Block

A B C D E F G H I J K L M  
N O P Q R S T U V W X Y Z

*Recommended Font Heights for Satin Lettering:*

*Minimum: 0.28in/ 7mm*

*Maximum: 1.46in/ 37mm*

## Staged

A B C D E F G H I J K L M  
N O P Q R S T U V W X Y Z

*Recommended Font Heights for Satin Lettering:*

*Minimum: 0.47in/ 12mm*

*Maximum: 2.56in/ 65mm*

## Standard Script

A B C D E F G H I J K L M  
N O P Q R S T U V W X Y Z  
a b c d e f g h i j k l m  
n o p q r s t u v w x y z

*Recommended Font Heights for Satin Lettering:*

*Minimum: 0.31in/ 8mm*

*Maximum: 2.05in/ 52mm*



## Stargazing

a b c d e f g h i j k l m  
n o p q r s t u v w x y z

*Recommended Font Heights for Satin Lettering:*

*Minimum: 0.47in/ 12mm*

*Maximum: 0.79in/ 20mm*

## Steady Script

A B C D E F G H I J K L M  
N O P Q R S T U V W X Y Z  
a b c d e f g h i j k l m  
n o p q r s t u v w x y z

*Recommended Font Heights for Satin Lettering:*

*Minimum: 0.31in/ 8mm*

*Maximum: 2.17in/ 55mm*

## Stencil Type

**A B C D E F G H I J K L M**  
**N O P Q R S T U V W X Y Z**  
**a b c d e f g h i j k l m**  
**n o p q r s t u v w x y z**

*Recommended Font Heights for Satin Lettering:*

*Minimum: 0.59in/ 15mm*

*Maximum: 0.79in/ 20mm*

## Strokes

*A B C D E F G H I J K L M*  
*N O P Q R S T U V W X Y Z*  
*a b c d e f g h i j k l m*  
*n o p q r s t u v w x y z*

*Recommended Font Heights for Satin Lettering:*

*Minimum: 0.47in/ 12mm*

*Maximum: 1.26in/ 32mm*

## Stumps

A B C D E F G H I J K L M  
N O P Q R S T U V W X Y Z

*Recommended Font Heights for Satin Lettering:*

*Minimum: 0.39in/ 10mm*

*Maximum: 0.67in/ 17mm*

## Sugar

A B C D E F G H I J K L M  
N O P Q R S T U V W X Y Z  
a b c d e f g h i j k l m  
n o p q r s t u v w x y z

*Recommended Font Heights for Satin Lettering:*

*Minimum: 0.39in/ 10mm*

*Maximum: 0.59in/ 15mm*

## Swizzle

A B C D E F G H I J K L M  
N O P Q R S T U V W X Y Z  
a b c d e f g h i j k l m  
n o p q r s t u v w x y z

*Recommended Font Heights for Satin Lettering:*

*Minimum: 0.51in/ 13mm*

*Maximum: 1.38in/ 35mm*



## Swizzle Appliqué (original and new)

ABCDEFGHIJKLMNOPQRSTUVWXYZ  
 NOPQRSTUVWXYZ  
 abcdefghijklm  
 nopqrstuvwxyz

*Recommended Font Heights for Satin Lettering:*

*Minimum: 1.77in/ 45mm*

*Maximum: None*

## Swoosh

ABCDEFGHIJKLM  
 NOPQRSTUVWXYZ  
 ABCDEFGHIJKLM  
 NOPQRSTUVWXYZ

*Recommended Font Heights for Satin Lettering:*

*Minimum: 0.59in/ 15mm*

*Maximum: 1.77in/ 45mm*

## Tagged

A B C D E F G H I J K L M  
N O P Q R S T U V W X Y Z  
a b c d e f g h i j k l m  
n o p q r s t u v w x y z

*Recommended Font Heights for Satin Lettering:*

*Minimum: 0.28in/ 7mm*

*Maximum: 1.38in/ 35mm*

## Takeout

A B C D E F G H I J K L M  
N O P Q R S T U V W X Y Z  
a b c d e f g h i j k l m  
n o p q r s t u v w x y z

*Recommended Font Heights for Satin Lettering:*

*Minimum: 0.24in/ 6mm*

*Maximum: 1.57in/ 40mm*



## Tickers

A B C D E F G H I J K L M  
N O P Q R S T U V W X Y Z  
a b c d e f g h i j k l m  
n o p q r s t u v w x y z

*Recommended Font Heights for Satin Lettering:*

*Minimum: 0.39in/ 10mm*

*Maximum: 1.18in/ 30mm*

## Travis

A B C D E F G H I J K L M  
N O P Q R S T U V W X Y Z  
a b c d e f g h i j k l m  
n o p q r s t u v w x y z

*Recommended Font Heights for Satin Lettering:*

*Minimum: 0.31in/ 8mm*

*Maximum: 0.98in/ 25mm*



## Trotter Blended

**A B C D E F G H I J K L M**  
**N O P Q R S T U V W X Y Z**

*Recommended Font Heights for Satin Lettering:*

*Minimum: 0.39in/ 10mm*

*Maximum: 0.79in/ 20mm*

## Valentina

*A B C D E F G H I J K L M*  
*N O P Q R S T U V W X Y Z*  
*abcdefghijklmnopqrstuvwxyz*  
*abcdefghijklmnopqrstuvwxyz*

*Recommended Font Heights for Satin Lettering:*

*Minimum: 0.28in/ 7mm*

*Maximum: 1.57in/40mm*

## Valentine

**A B C D E F G H I J K L M**  
**N O P Q R S T U V W X Y Z**  
**abcdefghijklmnopqrstuvwxyz**  
**abcdefghijklmnopqrstuvwxyz**

*Recommended Font Heights for Satin Lettering:*

*Minimum: 0.39in/ 10mm*

*Maximum: 0.79in/ 20mm*

## Vine

A B C D E F G H I J K L M  
 N O P Q R S T U V W X Y Z  
 a b c d e f g h i j k l m  
 n o p q r s t u v w x y z

Recommended Font Heights for Satin Lettering:

Minimum: 1.18in/ 30mm

Maximum: 2.36in/ 60mm

## Violetta

A B C D E F G H I J K L M  
 N O P Q R S T U V W X Y Z  
 a b c d e f g h i j k l m  
 n o p q r s t u v w x y z

Recommended Font Heights for Satin Lettering:

Minimum: 0.51in/ 13mm

Maximum: 1.18in/ 30mm



## Virtue

A B C D E F G H I J K L M  
 N O P Q R S T U V W X Y Z  
 a b c d e f g h i j k l m  
 n o p q r s t u v w x y z

Recommended Font Heights for Satin Lettering:

Minimum: 0.39in/ 10mm

Maximum: 2.05in/52mm

## Vivacce

A B C D E F G H I J K L M  
 N O P Q R S T U V W X Y Z  
 a b c d e f g h i j k l m  
 n o p q r s t u v w x y z

Recommended Font Heights for Satin Lettering:

Minimum: 0.28in/ 7mm

Maximum: 1.18in/ 30mm



## WaterPark

A B C D E F G H I J K L M  
 N O P Q R S T U V W X Y Z  
 a b c d e f g h i j k l m  
 n o p q r s t u v w x y z

*Recommended Font Heights for Satin Lettering:*

*Minimum: 0.28in/ 7mm*

*Maximum: 1.18in/ 30mm*

## Westminster

A B C D E F G H I J K L M  
 N O P Q R S T U V W X Y Z  
 a b c d e f g h i j k l m  
 n o p q r s t u v w x y z

*Recommended Font Heights for Satin Lettering:*

*Minimum: 1.57in/ 40mm*

*Maximum: 2.76in/ 70mm*

## Westway

A B C D E F G H I J K L M  
N O P Q R S T U V W X Y Z

*Recommended Font Heights for Satin Lettering:*

*Minimum: 0.59in/ 15mm*

*Maximum: 0.79in/ 20mm*

## Whimsy

A B C D E F G H I J K L M  
N O P Q R S T U V W X Y Z

*Recommended Font Heights for Satin Lettering:*

*Minimum: 0.39in/ 10mm*

*Maximum: 1.57in/ 40mm*



## Whistle

A B C D E F G H I J K L M  
N O P Q R S T U V W X Y Z  
a b c d e f g h i j k l m  
n o p q r s t u v w x y z

*Recommended Font Heights for Satin Lettering:*

*Minimum: 0.35in/ 9mm*

*Maximum: 1.57in/ 40mm*

## Wiggle

A B C D E F G H I J K L M  
N O P Q R S T U V W X Y Z  
a b c d e f g h i j k l m  
n o p q r s t u v w x y z

*Recommended Font Heights for Satin Lettering:*

*Minimum: 0.39in/ 10mm*

*Maximum: 1.38in/ 35mm*



## Willie Blended

A B C D E F G H I J K L M  
N O P Q R S T U V W X Y Z

*Recommended Font Heights for Satin Lettering:*

*Minimum: 0.39in/ 10mm*

*Maximum: 0.79in/ 20mm*

## Wishes

A B C D E F G H I J K L M  
N O P Q R S T U V W X Y Z  
a b c d e f g h i j k l m  
n o p q r s t u v w x y z

*Recommended Font Heights for Satin Lettering:*

*Minimum: 0.67in/ 17mm*

*Maximum: 1.97in/ 50mm*

## Wishes Appliqué (original and new)

A B C D E F G H I J K L M  
N O P Q R S T U V W X Y Z  
a b c d e f g h i j k l m  
n o p q r s t u v w x y z

*Recommended Font Heights for Satin Lettering:*

*Minimum: 2.80in/ 70mm*

*Maximum: None*

## Wrap It Up

A B C D E F G H I J K L M  
N O P Q R S T U V W X Y Z  
a b c d e f g h i j k l m  
n o p q r s t u v w x y z

*Recommended Font Heights for Satin Lettering:*

*Minimum: .50/ 13mm*

*Maximum: None*



## *Appliqué Fonts with adjustable properties*

### All Star Appliqué

A B C D E F G H I J K L M  
N O P Q R S T U V W X Y Z

*Recommended Font Heights for Satin Lettering:*  
*Minimum: 2.0in/ 50mm*

### Anna Appliqué

A B C D E F G H I J K L M  
N O P Q R S T U V W X Y Z

*Recommended Font Heights for Satin Lettering:*  
*Minimum: 3.0in/ 76mm*

### Blocked Appliqué

A B C D E F G H I J K L M  
N O P Q R S T U V W X Y Z

*Recommended Font Heights for Satin Lettering:*  
*Minimum: 2.50in/ 63mm*

## Helium Appliqué

A B C D E F G H I J K L M  
N O P Q R S T U V W X Y Z

*Recommended Font Heights for Satin Lettering:*  
*Minimum: 3.0in/ 76mm*

## Marley Appliqué

A B C D E F G H I J K L M  
N O P Q R S T U V W X Y Z

*Recommended Font Heights for Satin Lettering:*  
*Minimum: 2.0in/ 50mm*

## Oopsy Appliqué

A B C D E F G H I J K L M  
N O P Q R S T U V W X Y Z  
a b c d e f g h i j k l m  
n o p q r s t u v w x y z

*Recommended Font Heights for Satin Lettering:*  
*Minimum: 2.0in/ 50mm*



### Penne Appliqué

A B C D E F G H I J K L M  
N O P Q R S T U V W X Y Z

*Recommended Font Heights for Satin Lettering:*

*Minimum: 2.50in/ 63mm*

### Printery Appliqué

A B C D E F G H I J K L M  
N O P Q R S T U V W X Y Z  
a b c d e f g h i j k l m  
n o p q r s t u v w x y z

*Recommended Font Heights for Satin Lettering:*

*Minimum: 3.0in/ 76mm*

### Snappy Appliqué

A B C D E F G H I J K L M  
N O P Q R S T U V W X Y Z

*Recommended Font Heights for Satin Lettering:*

*Minimum: 2.0in/ 50mm*



### Tutor Appliqué

A B C D E F G H I J K L M  
N O P Q R S T U V W X Y Z  
a b c d e f g h i j k l m  
n o p q r s t u v w x y z

*Recommended Font Heights for Satin Lettering:*

*Minimum: 2.0in/ 50mm*

### Abigail Monogram

Abigail Monogram

*Recommended Heights:*

*Minimum Height for Satin: 0.98in/25mm*

*Maximum Height for Satin: 3.15in/80mm*

### Décor Monogram 01

Décor Monogram 01

*Recommended Heights:*

*Minimum Height for Satin: 0.59in/15mm*

*Maximum Height for Satin: 1.38in/35mm*

**Décor Monogram 02**

*Recommended Heights:*

*Minimum Height for Satin: 0.59in/15mm*

*Maximum Height for Satin: 1.38in/35mm*

**Décor Monogram 03**

*Recommended Heights:*

*Minimum Height for Satin: 0.59in/15mm*

*Maximum Height for Satin: 1.38in/35mm*

**Decor Monogram 04**

*Recommended Heights:*

*Minimum Height for Satin: 0.59in/15mm*

*Maximum Height for Satin: 1.38in/35mm*

**Décor Monogram 05**

*Recommended Heights:*

*Minimum Height for Satin: 0.59in/15mm*

*Maximum Height for Satin: 1.38in/35mm*

### Décor Monogram 06



*Recommended Heights:*  
 Minimum Height for Satin: 0.59in/15mm  
 Maximum Height for Satin: 1.38in/35mm

### Décor Monogram 07



*Recommended Heights:*  
 Minimum Height for Satin: 0.59in/15mm  
 Maximum Height for Satin: 1.38in/35mm

### Décor Monogram 08



*Recommended Heights:*  
 Minimum Height for Satin: 0.98in/25mm  
 Maximum Height for Satin: 3.15in/80mm

### Décor Monogram 09



*Recommended Heights:*  
 Minimum Height for Satin: 0.59in/15mm  
 Maximum Height for Satin: 1.38in/35mm



### Décor Monogram 10



*Recommended Heights:*  
*Minimum Height for Satin: 0.59in/15mm*  
*Maximum Height for Satin: 1.38in/35mm*

### Décor Monogram 11




*Recommended Heights:*  
*Minimum Height for Satin: 0.59in/15mm*  
*Maximum Height for Satin: 1.38in/35mm*

### Décor Monogram 12



*Recommended Heights:*  
*Minimum Height for Satin: 0.98in/25mm*  
*Maximum Height for Satin: 3.15in/80mm*

### Fancy Runs Monogram



*Recommended Heights:*  
*Minimum Height for Satin: 1.18in/30mm*

### Intertwined Monogram



*Recommended Heights:*  
*Minimum Height for Satin: 1.18in/30mm*

### Modern Angles Monogram



*Recommended Heights:*  
*Minimum Height for Satin: 0.98in/25mm*  
*Maximum Height for Satin: 2.48in/63mm*